

Oversight Division

C o m m i t t e e O n L e g i s l a t i v e R e s e a r c h

Unfunded Federal Mandate Annual Report

Unfunded Federal Mandate Annual Report

Prepared by the Oversight Division

Jeanne Jarrett, CPA, CGFM, Director

Report Team:

Wayne Blair, Team Leader, Jill Talken

February, 2000

TABLE OF CONTENTS

	Page
Committee on Legislative Research	ii
Letter of Transmittal	iii
Executive Summary	1
Introduction	3
Methodology	3
Acknowledgments	4-5
Description of federal mandates and detailed historical state cost by mandate by the following areas:	6-21
A. Human services	
B. Environment	
C. Justice	
D. Transportation	
E. Education	
F. Health	
G. Revenue & Tax	
H. Labor	
Detailed current cost information (FY 1998) by state agency	22-25
Description of federal mandates and detailed historical local government cost information	25-53
1999 State Legislation	53-56

COMMITTEE ON LEGISLATIVE RESEARCH

OVERSIGHT SUBCOMMITTEE

THE COMMITTEE ON LEGISLATIVE RESEARCH, Oversight Division, is an agency of the Missouri General Assembly as established in Chapter 23 of the Revised Statutes of Missouri. The programs and activities of the State of Missouri cost approximately \$15 billion annually. Each year the General Assembly enacts laws which add to, delete or change these programs. To meet the demands for more responsive and cost effective state government, legislators need to receive information regarding the status of the programs which they have created and the expenditure of funds which they have authorized. The work of the Oversight Division provides the General Assembly with a means to evaluate state agencies and state programs.

THE COMMITTEE ON LEGISLATIVE RESEARCH is a permanent joint committee of the Missouri General Assembly comprised of the chairman of the Senate Appropriations Committee and nine other members of the Senate and the chairman of the House Budget Committee and nine other members of the House of Representatives. The Senate members are appointed by the President Pro Tem of the Senate and the House members are appointed by the Speaker of the House of Representatives. No more than six members from the House and six members from the Senate may be of the same political party.

PROJECTS ARE ASSIGNED to the Oversight Division pursuant to a duly adopted concurrent resolution of the General Assembly or pursuant to a resolution adopted by the Committee on Legislative Research. Legislators or committees may make their requests for program evaluations through the Chairman of the Committee on Legislative Research or any other member of the Committee.

COMMITTEE ON LEGISLATIVE RESEARCH

Representatives:


Representative Robert M. Clayton III, Chairman
Representative Richard Franklin
Representative Don Koller
Representative Kenneth Legan
Representative Emmy McClelland
Representative Randall Relford
Representative Delbert Scott
Representative O.L. Shelton
Representative Merrill Townley
Representative Tim VanZandt

Senators:

Senator Harry Wiggins, Vice Chairman
Senator Roseann Bentley
Senator Harold Caskey
Senator Doyle Childers
Senator Ronnie DePasco
Senator Franc Flotron
Senator Wayne Goode
Senator Walt Mueller
Senator Larry Rohrbach
Senator Stephen Stoll

REPRESENTATIVES:
ROBERT M. CLAYTON III
Chairman
RICHARD FRANKLIN
DON KOLLER
KENNETH LEGAN
EMMY McCLELLAND
RANDALL H. RELFORD
DELBERT SCOTT
O. L. SHELTON
MERRILL TOWNLEY
TIM VAN ZANDT

STATE OF MISSOURI



SENATORS:
HARRY WIGGINS
Vice Chairman
ROSEANN BENTLEY
HAROLD CASKEY
DOYLE CHILDERS
RONNIE DePASCO
FRANCIS FLOTRON
WAYNE GOODE
WALT MUELLER
LARRY ROHRBACH
STEPHEN STOLL

COMMITTEE ON LEGISLATIVE RESEARCH

STATE CAPITOL
JEFFERSON CITY, MISSOURI 65101-6806

February, 2000

The Oversight Division is pleased to present the sixth annual report on unfunded federal mandates as required by 33.831, RSMo. This report is a compilation of information regarding the estimated cost to state and local governments of implementing federal laws or regulations in the absence of federal funding during state fiscal year 1999. The information has not been audited by us, and accordingly we do not express an opinion on it.

The report contains a listing of federal mandates with brief descriptions, cost estimates by mandate and by state agency or local government entity and a trend analysis. Total state costs reported for fiscal year 1999 were \$265,077,270. It should be noted that not all local governments contacted responded and therefore Oversight has not made any projections regarding total cost to local governments. A section describing the Legislature's actions in response to federal mandates during 1999 is included for informational purposes.

We hope this report will be helpful to Missouri's members of Congress, the members of the General Assembly, the state's elected officials and local elected officials. We encourage you to contact our office if you have any questions regarding its content.


Jeanne Jarrett, CPA, CGFM
Director

EXECUTIVE SUMMARY

The Director of the Oversight Division of the Committee on Legislative Research is designated the Federal Mandate Auditor pursuant to Section 33.829 RSMo. State law requires the Federal Mandate Auditor to prepare an annual report of the costs of unfunded federal mandates in the State of Missouri at both the state and local levels.

Oversight Division staff surveyed all state departments as well as all counties and select cities in the state. Surveys requested historical cost estimates for a four-year period in order that a trend analysis could be presented as required by law. Responses were received from all state departments, but a considerable number of local governments did not respond. The local cost figures included in the report are based only on the responses received, as the Division determined that any type of statewide projection of the responding local governments would not be practical due to the varying responses received relating to the same mandates. Consequently, it should be emphasized that the cost figures are considered to be estimates based on the best information available at the present time.

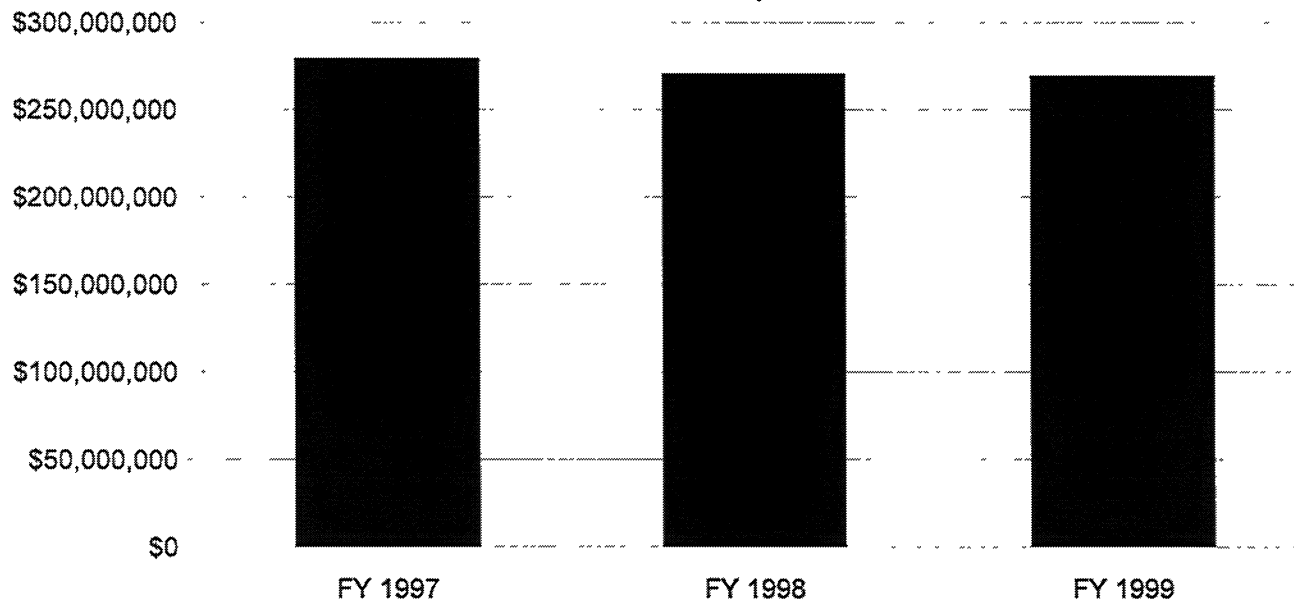
All known unfunded federal mandates having fiscal impact on state and local governments in Missouri are briefly described and cost estimates are provided.

The detailed cost figures included in the report reveal the following total cost estimates for the state for all unfunded federal mandates:

FY 1997	FY 1998	FY 1999
\$270,707,704	\$269,487,893	\$265,077,270

UNFUNDED FEDERAL MANDATES

Total State Costs by Year



In response to certain federal legislation the Missouri General Assembly also enacted certain state legislation during the 90th General Assembly First Regular Session (1999). A summary of such state legislation is provided in the annual report as well.

Introduction

During the 87th General Assembly Second Regular Session the Federal Mandate Auditor Act was passed, assigning the position of Federal Mandate Auditor to the Director of the Oversight Division of the Committee on Legislative Research. The act requires the federal mandate auditor to make an inventory of all unfunded federal mandates on the state and local governments in the state, as well as to make a calculation of the cost of such federal mandates to the various levels of government. Specifically, the act requires a summary of the cost of unfunded federal mandates to the state with detail by program and agency, a summary of the cost of unfunded federal mandates on local governments with as much detail provided as is available, and a historical analysis presenting trends in unfunded federal mandates for state and local governments.

Methodology

Subsequent to the passage of the Federal Mandate Auditor Act, the Oversight Division began the process of compiling the necessary information for preparation of the annual report. The Division surveyed all state departments, all 114 counties in Missouri, and cities with populations greater than 5,000. In requesting the required information from the various governments affected, the Division provided the governments a listing of those mandates it determined were likely to have financially affected the various levels of government. For example, the Division determined that ten different mandates were the most likely to have major effects on local governments, and requested the local governments surveyed to respond in regards to those specific mandates only. State departments were also asked to include all mandates which agency personnel identified as having financial impact on the agency. The Division obtained the federal mandates provided to the governments from the Mandate Watch List published by the National Conference of State Legislatures.

The accompanying information is based only on responses received, and includes all state departments surveyed, 92 counties and 62 cities. The Division determined that the information provided by the county and city respondents could not reasonably be projected to all counties and cities in the state, and therefore used only the actual amounts provided by the respondents to determine local government cost.

The federal mandate costs include the costs of voluntary participation in certain programs in which the federal government does not require participation. However, once the state participates, certain federal requirements must be met. Also included in this report are costs for programs in which the federal government requires participation.

Acknowledgments

The Oversight Division wishes to express its appreciation to the following state agencies, counties and cities for their time and assistance in the preparation of this report:

State agencies and offices:

Office of Administration
Attorney General
Coordinating Board for Higher Education
Department of Agriculture
Department of Conservation
Department of Corrections
Department of Economic Development
Department of Elementary and Secondary Education
Department of Health
Department of Transportation
Department of Insurance
Department of Labor and Industrial Relations
Department of Mental Health
Department of Natural Resources
Department of Public Safety
Department of Revenue
Department of Social Services
Highway and Transportation Employees' & Highway
Patrol Retirement System
Missouri Adjutant General
Missouri Consolidated Health Care Plan
Missouri Environmental Improvement and Energy Resources Authority
Missouri Ethics Commission
Missouri Gaming Commission
Missouri Local Government Employees Retirement System
Missouri Lottery Commission
Missouri Office of Prosecution Services
Missouri State Courts Administrator
Missouri State Employees Retirement System

Missouri State Public Defender system
Missouri State Tax Commission
Missouri Veterans Commission
Secretary of State
State Auditor
State Treasurer

Counties:

Andrew, Atchison, Audrain, Barry, Bates, Benton, Bollinger, Boone, Buchanan, Butler, Caldwell, Callaway, Cape Girardeau, Carroll, Carter, Cass, Cedar, Chariton, Christian, Clark, Cole, Cooper, Crawford, Dade, Dallas, Daviess, DeKalb, Dent, Douglas, Dunklin, Franklin, Gasconade, Grundy, Harrison, Henry, Hickory, Howard, Iron, Knox, Jefferson, Laclede, Lawrence, Lewis, Lincoln, Linn, Livingston, McDonald, Macon, Maries, Marion, Miller, Mississippi, Moniteau, Monroe, Morgan, Newton, Nodaway, Oregon, Ozark, Pettis, Pike, Platte, Polk, Pulaski, Randolph, Ray, Reynolds, Ripley, Saline, Schuyler, Scott, Scotland, Shelby, St. Charles, St. Clair, St. Francois, St. Louis County, Ste. Genevieve, Taney, Texas, Vernon, Washington, Wayne, Webster, Worth, Wright

Cities:

Arnold, Ballwin, Black Jack, Blue Springs, Breckenridge Hills, Brentwood, Bolivar, Cape Girardeau, Carthage, Chesterfield, Chillicothe, Columbia, Crestwood, Creve Coeur, De Soto, Dexter, Ellisville, Ferguson, Festus, Fulton, Gladstone, Glendale, Grandview, Hannibal, Harrisonville, Independence, Jackson, Kansas City, Kirkwood, Ladue, Lake Saint Louis, Lee's Summit, Liberty, Macon, Malden, Marshall, Mexico, Neosho, Nevada, O'Fallon, Olivette, Poplar Bluff, Raytown, Republic, Richmond Heights, Rock Hill, Rolla, St. Ann, St. Charles, St. Joseph, City of St. Louis, Sedalia, Sikeston, Springfield, Town & Country, Union, University City, Warrensburg, Washington, West Plains

The primary source for descriptions for the federal mandates was the Mandate Catalog published by the National Conference of State Legislatures.

Description of Federal Mandates and Detailed Costs by Mandate

A. HUMAN SERVICES

Family & Medical Leave Act of 1993: This act requires employers having over 50 employees to provide up to 12 weeks of unpaid, job-protected leave per year (with health insurance) for the birth or adoption of a child or the serious illness of the employee or immediate family member.

Americans With Disabilities Act of 1990: This act specifies that no qualified individuals with disabilities may be discriminated against by a public entity (state and local governments). It sets standards for handicapped accessibility, program access, and employment of the disabled.

Omnibus Budget Reconciliation Acts (OBRA) of 1987 through 1990: These acts establish the Federal Nursing Home Reform Act which increases required nursing facility services, and increases state requirements for Medicaid coverage for eligible recipients, including reimbursements to obstetric and pediatric care providers for recipients, coverage of early screening, diagnostic and treatment services, and expansion of coverage to specific groups of children and Qualified Medicare Beneficiaries (QMB's).

Consolidated Omnibus Budget Reconciliation Act (COBRA): This act allows insured to continue certain health insurance coverage even after the insured leaves the job which provided the coverage.

Food Stamp Act of 1977: This act prohibits states from participating in food stamp programs if state or local sales taxes are collected on food purchased with food stamps.

Medicaid Catastrophic Coverage Act: This act requires states to reimburse Medicare cost-sharing expenses for many elderly poor not already covered by Medicaid and provides greater protection of income and assets of spouses of Medicaid recipients in nursing homes.

Family Support Act of 1988: This act requires a mandatory extension of Medicaid services for 12 months to families in the Aid to Families with Dependent Children program (AFDC) that become ineligible for Medicaid due to an increase in employment income, and requires Medicaid coverage to be continued for two-parent families when one parent is unemployed. It also includes a provision that requires employers of individuals who are ordered to pay child support to withhold the amount automatically from their paychecks.

National School Lunch Act of 1966: This act limits school lunch program assistance to states in which the amount of state revenues appropriated or used specifically for the program is at least equal to 30% of the federal funds available to the state in the 1980-81 school year.

Child Support Enforcement Act of 1992: This act requires states to submit a plan for spousal and child support enforcement in order to qualify for federal assistance.

Nursing Home Reform Act: See (OBRA) Omnibus Budget Reconciliation Act.

Consolidated Plan - Homeless Study: This is a HUD requirement for communities that receive certain funds.

U.S. Housing Act (1937) Section 8: Family self sufficiency program.

National Manufactured Housing Construction Safety Standards Act of 1974: The mission of the Manufactured Housing Department, within the Public Service Commission, is to ensure that the statutory responsibilities of the Commission as contained in chapter 700 RSMo and the terms of the Commission's cooperative agreement with the Federal Department of Housing and Urban Development (HUD) are responsibly and efficiently met.

This mission is accomplished by Department staff performing sufficient inspections of manufacturing and dealer premises and manufactured homes, recreational vehicles and modular units to insure that the provisions of the code are being complied with. In addition, Department staff will insure that all consumer complaints received on manufactured homes sited in Missouri are handled according to the federal Manufactured Home Procedural and Enforcement Regulations.

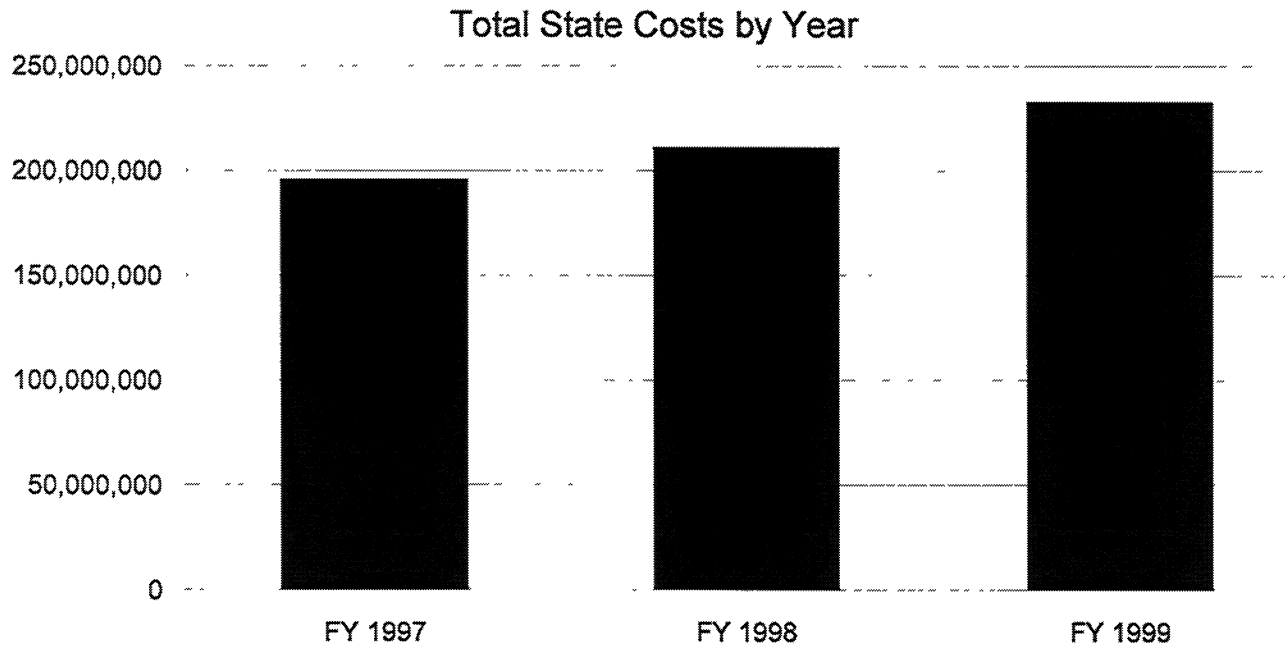
Mandate	FY 1997	FY 1998	FY 1999	Totals
Family & Medical Leave Act*	19,228	28,713	27,020	74,961
Americans With Disabilities Act*	2,260,297	4,279,235	5,368,794	11,908,326

OVERSIGHT DIVISION
Federal Mandate Report 1999

Mandate	FY 1997	FY 1998	FY 1999	Totals
OBRA of 1987 through 1990	130,582,414	144,178,394	163,263,621	438,024,429
COBRA	0	0	0	0
Food Stamp Act of 1977	0	0	0	0
Medicaid Catastrophic Coverage Act	25,548,543	27,441,110	29,956,929	82,946,582
Family Support Act	18,960,332	13,538,900	11,583,884	44,083,116
National School Lunch Act	3,728,291	3,728,291	3,617,000	11,073,582
Child Support Enforcement Act*	13,532,443	16,487,801	17,572,480	47,592,724
Nursing Home Reform Act	1,316,934	1,387,785	1,365,525	4,070,244
Consolidated Plan - Homeless Study	0	46,587	0	46,587
US Housing Act 1937 Section 8	0	0	64,000	64,000
Natl. Manufactured Housing Safety/ Standards	0	0	0	0
Totals	195,948,482	211,116,816	232,819,253	639,884,551

* Participation by the state is required by the federal mandate.

HUMAN SERVICES MANDATES



B. ENVIRONMENT

Federal Insecticide, Fungicide and Rodenticide Act: This act requires states to operate programs for training and certification of pesticide applicators.

Endangered Species Act of 1973: This act provides for cooperative agreements with states in administering state conservation programs for endangered and threatened species.

Clean Air Act of 1967 and amendments 1970 and 1990: This act allows states to receive grants for air pollution control programs and requires states to assure compliance with air quality standards and to submit an implementation plan.

National Environmental Policy Act (1969): This act authorizes states to prepare required statements for major federal actions funded under state grant programs when certain criteria are met.

Resource Conservation & Recovery Act (1991): This act requires states to compile, publish, and submit an inventory of each hazardous waste site within the state.

Comprehensive Environmental Response, Compensation & Liability Act/CERCLA (Superfund Act of 1980): This act requires state inventories of underground storage tanks for petroleum and other regulated substances and establishes a program for responding to releases from such tanks. States are required to take a leading role in emergency planning and community right-to-know activities.

Migratory Bird Harvest Information Program: This program requires states to survey migratory bird hunters and make names and addresses available to the U.S. Fish and Wildlife Service.

Cultural Heritage Review: This program (historic preservation) requires archaeological surveys of certain sites before the sites may be used for purposes which would disturb the sites.

Storm Water Rules (1990): The Environmental Protection Agency (EPA) promulgated storm water rules in 1990 to aid in the administration of the Clean Water Act (1994). States were required to accept and implement the new storm water rules.

Safe Drinking Water Act of 1974: This act sets forth water quality standards which states are required to adhere to, as well as requiring states to develop programs for sludge management and storm water pollution control. It also establishes guidelines for the dredging or filling of wetlands prior to development or construction.

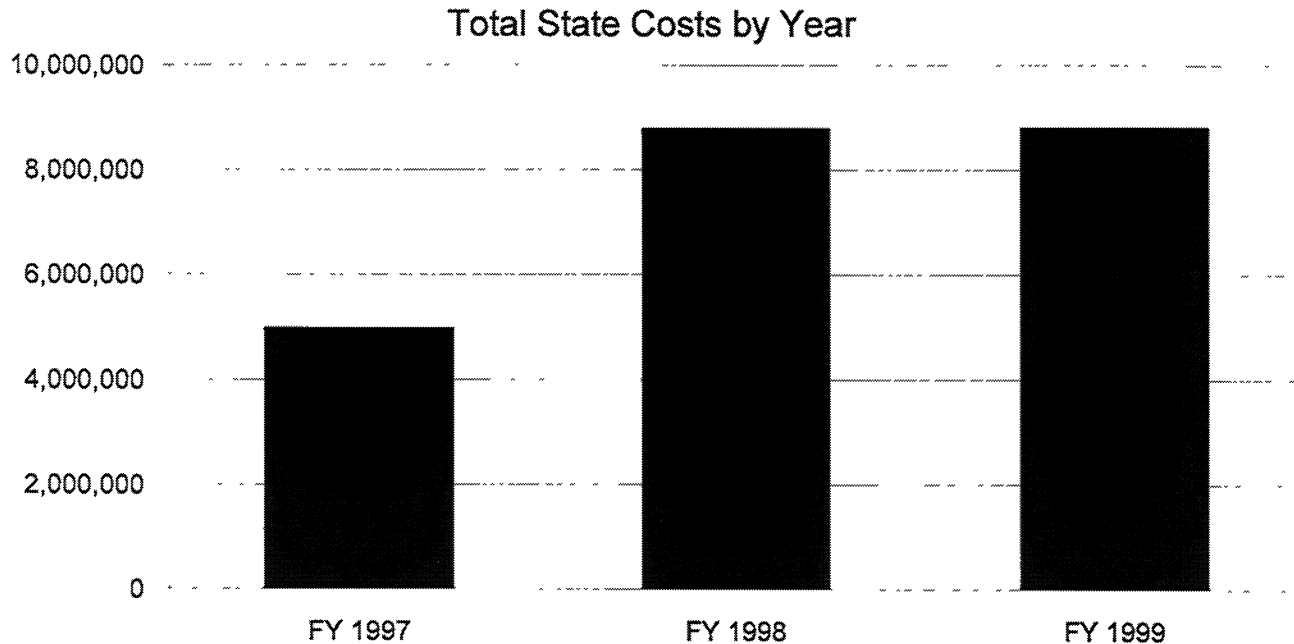
Energy Policy Act: Requires the reduction in fuel consumption and the use of alternative fuels by State of Missouri vehicles.

OVERSIGHT DIVISION
Federal Mandate Report 1999

Mandate	FY 1997	FY 1998	FY 1999	Totals
Federal Insecticide, Fungicide and Rodenticide Act	321,850	314,583	323,100	959,533
Endangered Species Act*	45,581	47,980	48,756	142,317
Clean Air Act*	355,000	1,359,777	4,016,430	5,731,207
National Environmental Policy Act*	774,323	910,968	756,659	2,441,950
Resource Conservation & Recovery Act*	1,266,958	3,086,725	508,059	4,861,742
CERCLA (Superfund Act)*	229,000	624,188	12,153	865,341
Migratory Bird Harvest Information Program*	0	0	0	0
Cultural Heritage Review*(Historic Preservation)	1,244,000	1,298,839	1,382,955	3,925,794
Storm Water Rules	202,388	143,389	266,570	612,347
Safe Drinking Water Act	550,837	1,011,901	1,480,531	3,043,269
Energy Policy Act	0	0	21,250	21,250
Totals	4,989,937	8,798,350	8,816,463	22,604,750

*Participation by the state is required by the federal mandate.

ENVIRONMENT MANDATES



C. JUSTICE

Religious Freedom Restoration Act of 1993: This act protects the free exercise of religion.

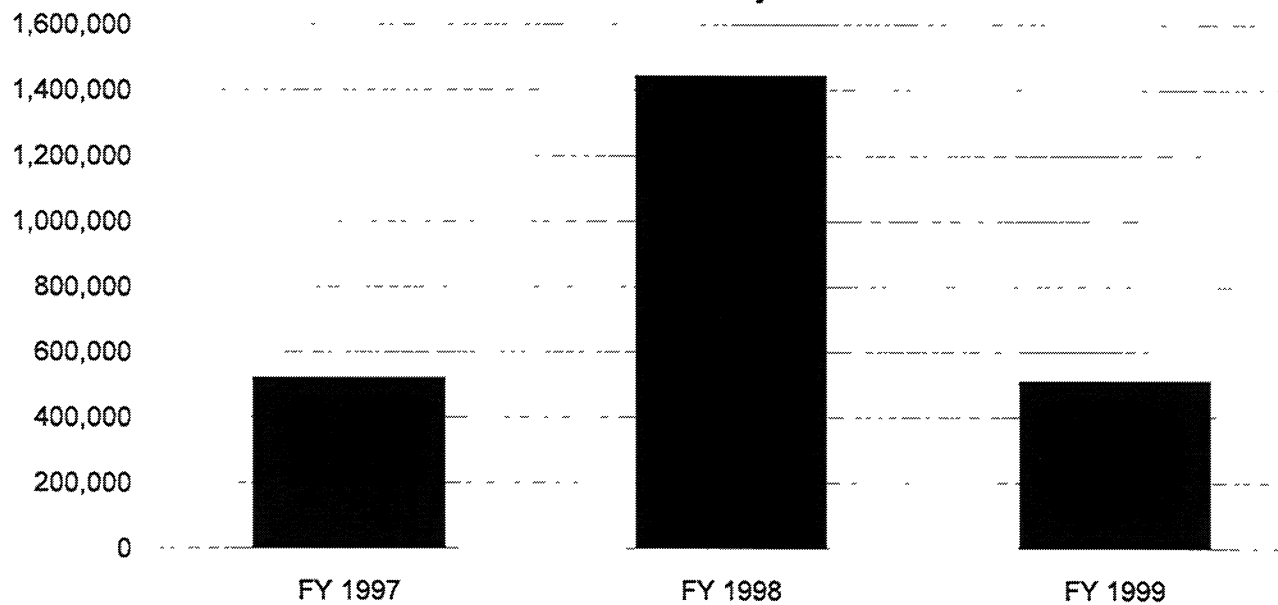
National Voter Registration Act (1993): This act requires states to establish procedures for registering to vote in elections for federal office by application made simultaneously with applications for motor vehicle driver's license, by mail application, and through agency-based registration and agencies providing services to the disabled. States with no registration requirement to vote in federal elections or that permit registration at a polling place at the time of voting are exempted.

Mandate	FY 1997	FY 1998	FY 1999	Totals
Religious Freedom Restoration Act*	0	0	0	0
National Voter Registration Act*	520,424	1,444,825	510,801	2,476,050
Totals	520,424	1,444,825	510,801	2,476,050

* Participation by the state is required by the federal mandate.

JUSTICE MANDATES

Total State Costs by Year



D. TRANSPORTATION

Highway Beautification Act of 1965 as amended in 1968, 1974 and 1978: This act requires states to control outdoor advertising and junkyards along federal highway systems.

Omnibus Transportation Employees Testing Act 1995: This act requires drug-testing of transportation employees effective January, 1995.

Commercial Motor Vehicle Driver's License Act (1986) Title 18 U.S. Code: This act sets forth requirements for states relative to the testing and licensing of commercial motor vehicle operators.

Independent Safety Board Act of 1994: This act requires issuing of airworthiness certificates for various aircraft.

National Bridge Inspection Standards; Code of Federal Regulations, Section 650.301: This regulation sets forth that the National Bridge Inspection Standards apply to all structures defined as bridges located on all public roads. All Highway Departments are required to have a bridge inspection organization capable of performing inspections. Bridges are to be inspected at regular intervals not to exceed 2 years.

Transportation Equity Act for the 21st Century (TEA-21): This act promulgates certain standards for federal highways with regard to guard rail sections. Rules are promulgated by the Federal Highway Administration.

Drivers Privacy Protection Act (DPPA): This act requires states to ask license applicants if their personal information is to remain confidential.

International Fuel Tax Agreement (IFTA): The Highway Reciprocity Commission (HRC) administers the International Fuel Tax Agreement (IFTA). Under IFTA commercial motor carriers are required to file quarterly fuel tax returns with the base jurisdiction showing all miles traveled and all fuel consumed in each member jurisdiction by qualified vehicles.

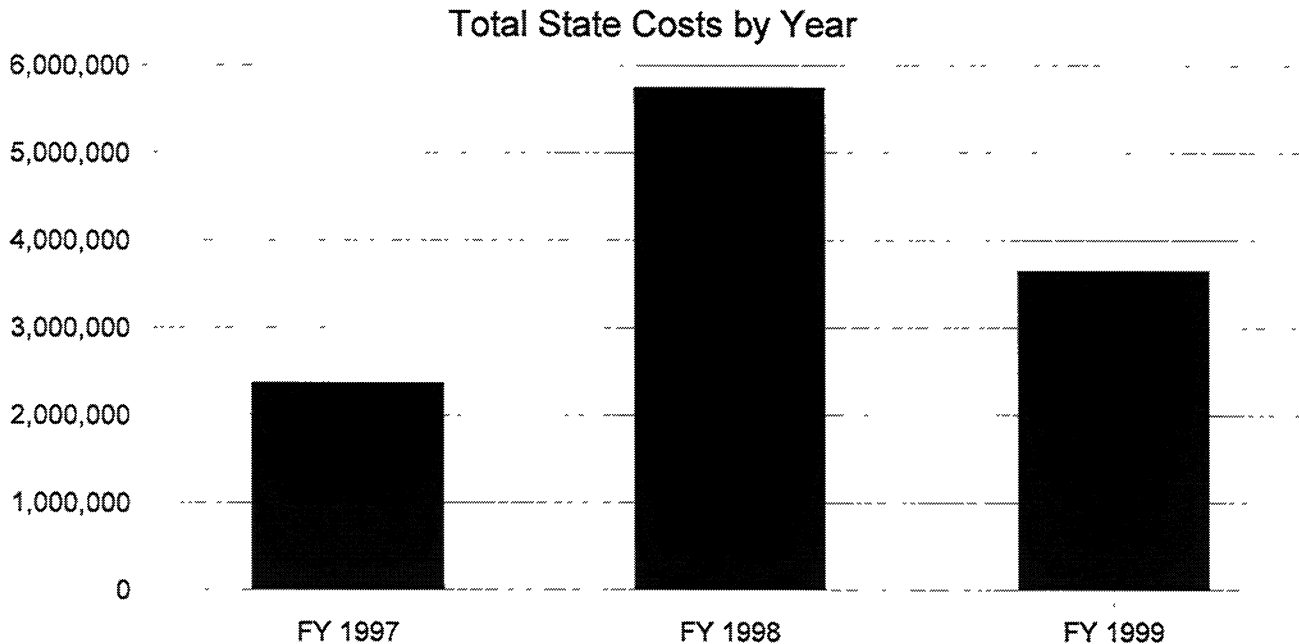
International Reciprocity Plan (IRP): The Highway Reciprocity Commission administers the International Reciprocity Plan (IRP). Under IRP, Missouri based commercial motor vehicles must annually register all qualified vehicles transacting interstate business. HRC is required to compute license fees based on each jurisdiction's unique license fee schedule for each vehicle registered. HRC is also required to distribute license fees and taxes to the appropriate member jurisdictions. This is mandated by the Federal Government.

OVERSIGHT DIVISION
Federal Mandate Report 1999

Mandate	FY 1997	FY 1998	FY 1999	Totals
Highway Beautification Act of 1965 with amendments in 1968, 1974 and 1978*	586,624	873,205	905,550	2,365,379
Omnibus Transportation Employees Testing Act*	190,567	220,173	195,640	606,380
Commercial Motor Vehicle Driver's License Act*	938,205	752,223	701,889	2,392,317
Airworthiness*	60,000	0	0	60,000
National Bridge Inspection Standards	594,000	1,071,000	265,000	1,930,000
Transportation Equity Act	0	816,000	249,013	1,065,013
Drivers Privacy Protection Act	0	822,527	130,956	953,483
International Fuel Tax Agreement	0	590,432	595,000	1,185,432
International Reciprocity Plan	0	604,481	607,352	1,211,833
Totals	2,369,396	5,750,041	3,650,400	11,769,837

*Participation by the state is required by the federal mandate.

TRANSPORTATION MANDATES



E. EDUCATION

Carl D. Perkins Vocational Education & Applied Technology Act of 1989: This act requires states to make certain grants to secondary and post-secondary schools, to develop and implement standards and performance measures for vocational education, to conduct programs for professional development for teachers, provide vocational programs for single parents, eliminate sex bias in vocational education, and to offer vocational education programs to juvenile and adult offenders in correctional institutions.

Rehabilitation Act/Vocational Rehabilitation: Sections applicable to Missouri are Basic Support, which provides for states to operate comprehensive vocational rehabilitation services for persons with disabilities, and Independent Living, which provides for states to promote a philosophy of independent living by disabled individuals. Both programs provide financial assistance to states with a required specified state match.

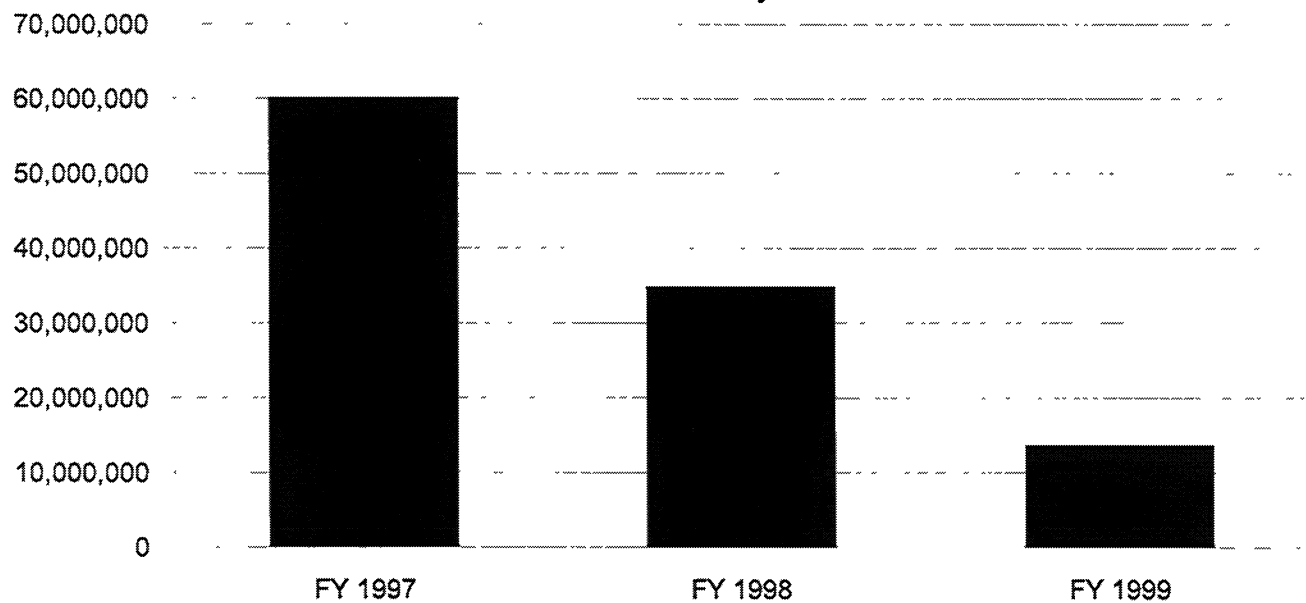
Omnibus Budget Reconciliation Act (OBRA) of 1993: This act requires states in which there are institutions with default rates over 20% to assume partial responsibility for the costs of the student loan defaults. (Costs, if any, are not anticipated until FY 1997)

Mandate	FY 1997	FY 1998	FY 1999	Totals
Carl D. Perkins Vocational Education & Applied Technology Act	48,434,167	23,119,285	1,659,200	73,212,652
Rehabilitation Act/ Vocational Rehabilitation	11,800,000	11,800,000	11,997,400	35,597,400
OBRA of 1993*	0	0	0	0
Totals	60,234,167	34,919,285	13,656,600	108,810,052

* Participation by the state is required by the federal mandate.

EDUCATION MANDATES

Total State Costs by Year



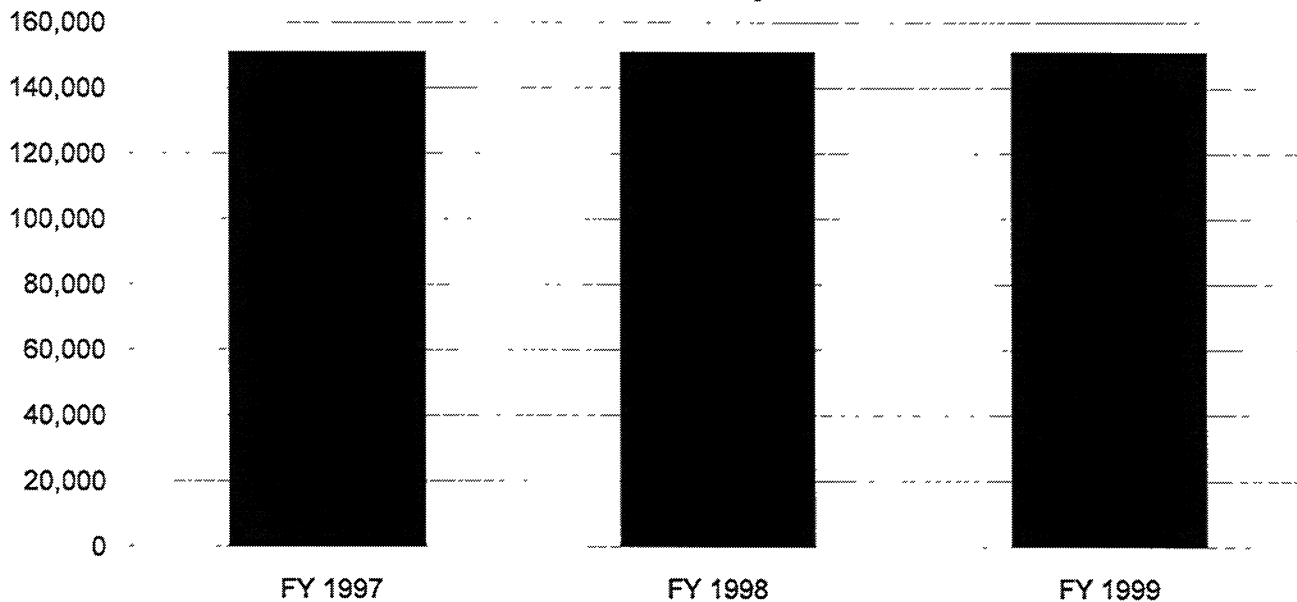
F. HEALTH

Child Nutrition Act (1966): This act makes states eligible to receive federal funds to assist in the operation of child nutrition programs if the state annually expends an amount at least equal to the amount spent for program administration in 1977.

Mandate	FY 1997	FY 1998	FY 1999	Total
Child Nutrition Act	151,024	151,024	151,024	453,072

HEALTH MANDATES

Total State Costs by Year



G. REVENUE & TAX

Cash Management & Improvement Act of 1990: This act authorizes a payment option through which the federal government and states will exchange funds and pay interest when holding the other's funds.

Tax Equity & Fiscal Responsibility Act of 1982: This act requires state and local

governments making income tax refunds to report certain information to the Internal Revenue Service.

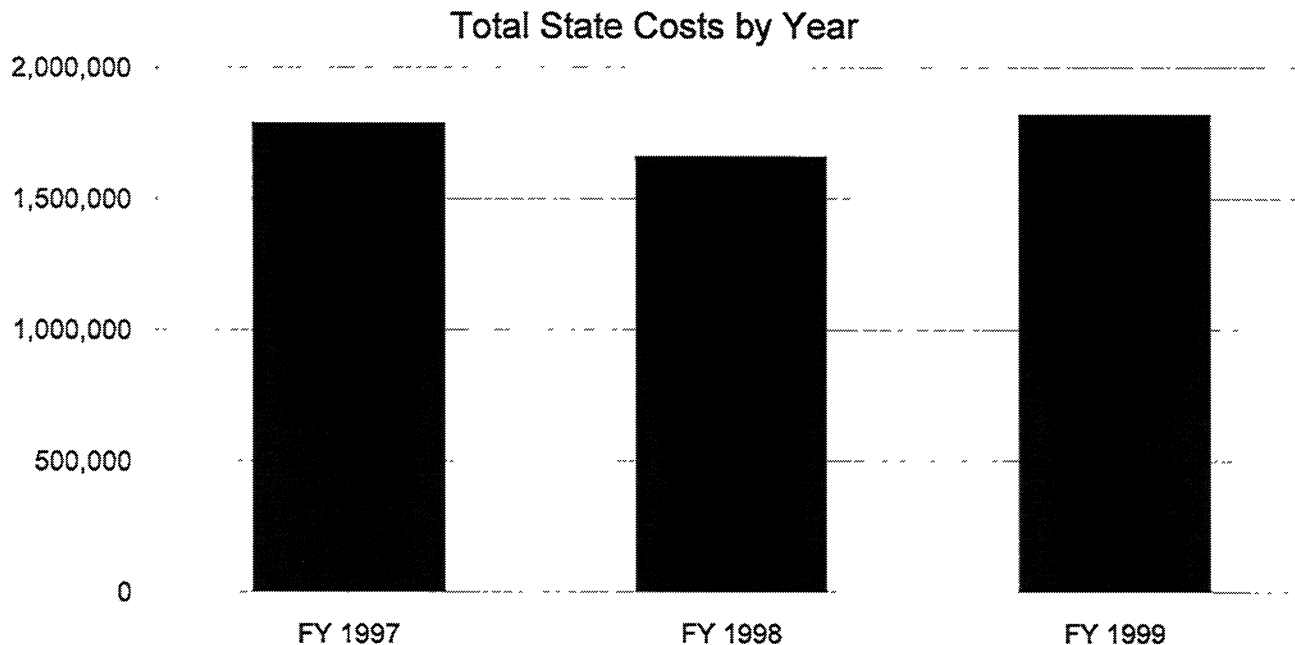
Truth in Mileage Act of 1986: This act prohibits states from licensing any motor vehicle for use following a transfer of ownership unless title issued to the transferee is made by a secure process and provides space for the disclosure of the vehicle's mileage.

Telecommunications Act of 1996 (Universal Fund): This act includes provisions to promote competition in local telephone markets, and also includes a section to create a fund to aid rural areas to obtain discounted access to advanced telecommunication services. Communication providers would collect a surcharge on businesses, residences, etc., and place the money in a Universal Service Fund for the purpose of building infrastructure in rural areas.

Mandate	FY 1997	FY 1998	FY 1999	Totals
Cash Management & Improvement Act*	1,753,321	1,609,601	1,781,779	5,144,701
Tax Equity & Fiscal Responsibility Act*	0	0	0	0
Truth in Mileage Act	0	0	0	0
Telecommunications Act	29,600	50,804	40,000	120,404
Totals	1,782,921	1,660,405	1,821,779	5,265,105

* Participation by the state is required by the federal mandate.

REVENUE & TAX MANDATES



H. LABOR

Fair Labor Standards Act (1938): This act requires states as employers to comply with provisions relating to minimum wage, maximum hours, child labor, etc.

Social Security Act (1935) - (Unemployment Insurance Shortfall): The unemployment insurance program is funded based on workload, which fluctuates with economic conditions. Congress appropriates funds for the operations of all state UI programs. When the appropriation is less than the amount of funds necessary to do the work, the states are advised of a "shortfall". This means that the states are required to do the base level of work but will be paid a reduced amount because of the shortfall. In the event that the state has work above the base workload, it can earn additional funds at a reduced funding level, but the work which would be done within the funding shortfall will not be compensated.

Davis-Bacon Act (1981): This act requires that advertised specifications for every contract of more than \$2,000 contain a wage determination issued by the Secretary of Labor to be based on the wages and fringe benefits prevailing in the area on

similar projects.

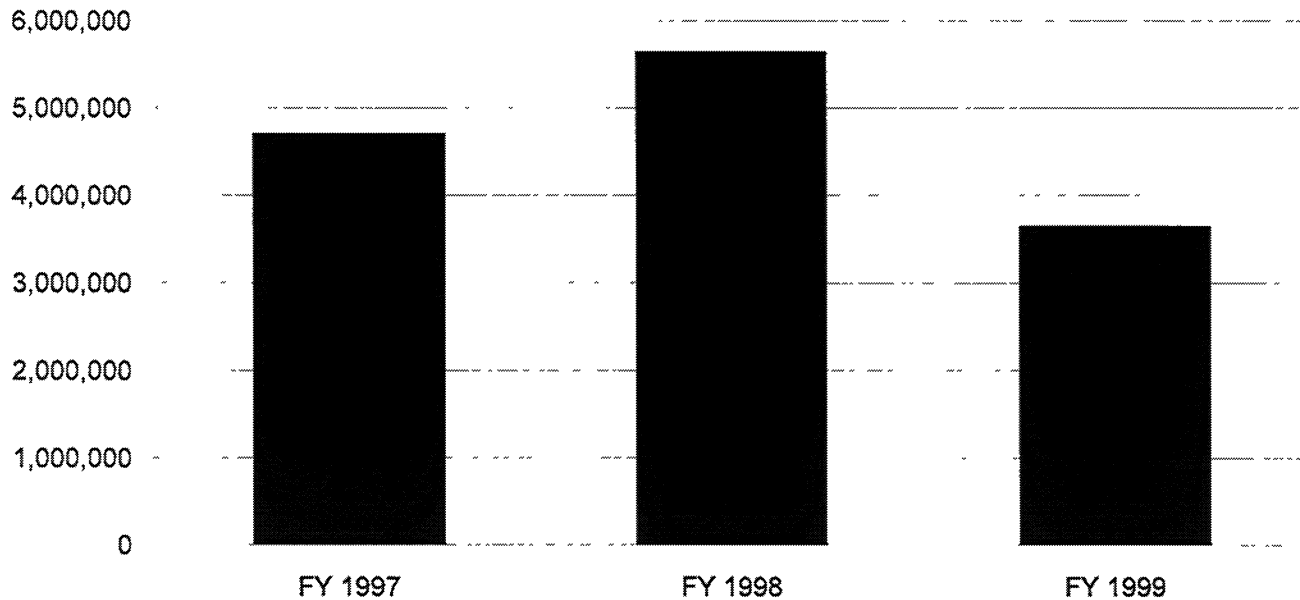
Federal Unemployment Tax Act: This act sets unemployment tax and basic policies to be followed in order to obtain federal approval of certification for tax credit against the federal unemployment tax.

Mandate	FY 1997	FY 1998	FY 1999	Totals
Fair Labor Standards Act*	740,301	267,367	204,614	1,212,282
Social Security Act - Unemployment Shortfall	3,876,892	5,372,780	3,439,336	12,689,008
Davis-Bacon Act (Prevailing Wage)	7,000	7,000	7,000	21,000
Federal Unemployment Tax Act	87,160	0	0	87,160
Totals	4,711,353	5,647,147	3,650,950	14,009,450

* Participation by the state is required by the federal mandate.

LABOR MANDATES

Total State Costs by Year



Detailed Current Cost (FY 1999) Information by State Agency

Office of Administration:

Cash Management & Improvement Act	<u>\$1,646,317</u>
-----------------------------------	--------------------

Department of Agriculture:

Federal Insecticide, Fungicide & Rodenticide Act	<u>\$323,100</u>
--	------------------

Department of Conservation:

Americans With Disabilities Act	\$8,245
---------------------------------	---------

Cultural Heritage Review	\$62,495
--------------------------	----------

Family & Medical Leave Act	\$240
----------------------------	-------

Omnibus Transportation Employees Testing Act 1995	<u>\$10,150</u>
---	-----------------

\$81,130

Department of Corrections:

Clean Air Act-Asbestos Removal \$3,964,430

Family & Medical Leave Act \$18,780

\$3,983,210

Department of Economic Development

U.S. Housing Act Section 8 \$64,000

Department of Elementary & Secondary Education:

National School Lunch Act \$3,617,000

Adult Education (Family Support Act) \$4,800,000

Carl D. Perkins Vocational Education & Applied
Technology Act \$1,659,200

Vocational Rehabilitation Act \$11,997,400

Child Nutrition Act \$151,024

Americans With Disabilities Act \$2,940,000

\$25,164,624

Department of Transportation:

Family & Medical Leave Act \$6,000

Americans With Disabilities Act \$191,774

Endangered Species Act \$48,756

Clean Air Act \$52,000

National Environmental Policy Act \$756,659

National Historic Preservation Act \$1,320,460

Resource Conservation & Recovery Act \$86,459

Comprehensive Environmental Response,
Compensation & Liability Act \$12,153

Highway Beautification Act (Advertising & Junkyards) \$905,550

Safe Drinking Water Act & Wetlands \$1,480,531

Omnibus Transportation Employee Testing Act 1995 \$185,490

Commercial Motor Vehicle Driver's License	\$23,125
Fair Labor Standards Act	\$10,200
Cash Management & Improvement Act	\$135,462
National Bridge Inspection Standards Code of Federal Regulations	\$265,000
Transportation Equity Act - 21	\$249,013
Energy Policy Act	<u>\$21,250</u>
	<u>\$5,749,882</u>

Department of Mental Health:

Nursing Home Reform Act	<u>\$93,778</u>
-------------------------	-----------------

Department of Natural Resources:

Storm Water Rules	\$266,570
Americans With Disabilities Act	\$1,532,140
Resource Conservation & Recovery Act - Subtitle D	<u>\$421,600</u>
	<u>\$2,220,310</u>

Department of Public Safety:
Missouri State Highway Patrol:

Davis-Bacon Act - Prevailing Wage	\$7,000
Americans With Disabilities Act	\$1,659
Commercial Drivers License Testing	\$678,764
Family & Medical Leave Act	\$2,000
Telecommunications Act	\$40,000
Fair Labor Standards Act	<u>\$185,910</u>
	<u>\$915,333</u>

Department of Revenue:

National Voter Registration Act	\$144,683
Drivers Privacy Protection Act	\$130,956
International Fuel Tax Agreement	\$595,000
International Reciprocity Plan	<u>\$607,352</u>
	<u>\$1,477,991</u>

Department of Social Services:

Americans With Disabilities Act	\$694,976
Omnibus Budget Reconciliation Acts	\$163,263,621
Medicaid Catastrophic Coverage	\$29,956,929
Family Support Act	\$6,783,884
Nursing Home Reform Act	\$1,271,747
Child Support Enforcement/Title IV-D	<u>\$17,572,480</u>
	<u>\$219,543,637</u>

Secretary of State:

Fair Labor Standards Act	\$8,504
National Voter Registration Act	<u>\$366,118</u>
	<u>\$374,622</u>

Department of Labor & Industrial Relations:

Social Security Act - Unemployment Shortfall	<u>\$3,439,336</u>
Total Cost to State Agencies	<u>\$265,077,270</u>

Description of Federal Mandates and Detailed Historical Local Government Cost Information

Americans With Disabilities Act of 1990: This act specifies that no qualified individuals with disabilities may be discriminated against by a public entity (state and local governments). It sets standards for handicapped accessibility, program access, and employment of the disabled.

Clean Air Act of 1967: This act allows states to receive grants for air pollution control programs and requires states to assure compliance with air quality standards and to submit an implementation plan.

Safe Drinking Water Act of 1974: This act requires states to provide emergency water supplies, map critical aquifer areas, establish wellhead protection areas, survey Class V wells, test contaminants of public water systems, and enforce the use of non lead materials. It also prohibits the use of lead in pipes used to install or repair plumbing in public water systems.

Resource Conservation & Recovery Act of 1991: This act requires states to compile, publish, and submit an inventory of each hazardous waste site

within the state.

Clean Water Act (1994): This act sets forth water quality standards which states are required to adhere to, as well as requires states to develop programs for sludge management and storm water pollution control. It also establishes guidelines for the dredging or filling of wetlands prior to development or construction.

Fair Labor Standards Act of 1938: This act requires states as employers to comply with provisions relating to minimum wage, maximum hours, child labor, etc.

Davis-Bacon Act of 1981: This act requires that advertised specifications for every contract of more than \$2,000 contain a wage determination issued by the Secretary of Labor to be based on the wages and fringe benefits prevailing in the area on similar projects.

National Voter Registration Act of 1993: This act requires that each state establish procedures to register to vote in elections for federal office by application made simultaneously with application for a motor vehicle driver's license, by mail application through agency based registration and agencies providing services to the disabled.

Federal Unemployment Tax Act: This act sets unemployment tax and basic policies to be followed in order to obtain federal approval of certification for tax credit against the federal unemployment tax.

CITIES

Mandate	FY 1997,	FY 1998	FY 1999	FY 2000 (projected)	Totals
Americans With Disabilities Act*	7,148,498	4,165,355	3,953,522	3,107,161	18,374,536
Clean Air Act*	2,412,314	2,006,950	4,912,485	17,178,746	26,510,495
Safe Drinking Water Act*	11,450,968	7,530,766	13,236,006	14,971,434	47,189,174
Resource Conservation & Recovery Act*	11,760,926	14,670,375	5,125,691	5,340,308	36,897,300

OVERSIGHT DIVISION
Federal Mandate Report 1999

Clean Water Act*	23,454,031	48,916,965	41,230,483	70,314,396	183,915,875
Fair Labor Standards Act*	3,720,677	7,561,248	18,811,535	4,849,320	34,942,780
Davis-Bacon Act*	3,933,930	10,622,762	6,556,845	5,712,709	26,826,246
National Voter Registration Act*	2,100	4,300	5,150	2,150	13,700
Federal Unemployment Tax Act*	227,234	438,979	353,785	441,530	1,461,528
Totals**	64,110,678	95,917,700	94,185,502	121,917,754	376,131,634

* Participation is required by the federal mandate.

** Totals represent only those cities which responded to Oversight's request for information - see page 5 for listing.

COUNTIES

Mandate	FY 1997	FY 1998	FY 1999	FY 2000 (projected)	Totals
Americans With Disabilities Act*	4,137,212	4,628,166	1,396,850	7,146,977	17,309,205
Clean Air Act*	289,492	546,350	671,130	661,130	2,168,102
Safe Drinking Water Act*	6,148	0	604	1,208	7,960
Resource Conservation & Recovery Act*	249,025	398,072	306,209	217,446	1,170,752
Clean Water Act*	185,048	155,260	50,200	30,200	420,708

OVERSIGHT DIVISION
Federal Mandate Report 1999

Fair Labor Standards Act*	56,357	56,547	865,520	895,885	1,874,309
Davis-Bacon Act*	2,437,411	3,544,626	1,898,329	2,108,612	9,988,978
National Voter Registration Act*	470,219	780,918	867,507	1,063,782	3,182,426
Federal Unemployment Tax Act*	16,083	59,288	111,273	113,359	300,003
Totals**	7,846,995	10,169,227	6,167,622	12,238,599	36,422,443

* Participation is required by the federal mandate.

** Totals represent only those counties which responded to Oversight's request for information - see page 5 for listing.

AMERICANS WITH DISABILITIES ACT

Cities	FY 1997	FY 1998	FY 1999	FY 2000 (projected)	Totals
Ballwin	42,000	0	0	0	42,000
Black Jack	32,500	18,500	0	0	51,000
Blue Springs	0	0	20,342	18,400	38,742
Brentwood	0	47,500	72,000	52,500	172,000
Cape Girardeau	4,006	18,740	0	145,000	167,746
Carthage	3,000	1,800	10,500	5,000	20,300
Caruthersville	0	0	2,000	2,000	4,000
Chillicothe	2,750	0	0	0	2,750
Columbia	108,000	105,000	95,459	66,511	374,970
Crestwood	55,000	60,000	0	0	115,000
Creve Coeur	0	30,400	0	0	30,400
DeSoto	0	0	0	0	0
Dexter	3,000	10,000	15,000	20,000	48,000

OVERSIGHT DIVISION
Federal Mandate Report 1999

Cities	FY 1997	FY 1998	FY 1999	FY 2000 (projected)	Totals
Ellisville	43,189	29,096	6,200	6,200	84,685
Ferguson	29,500	4,000	29,000	29,000	91,500
Festus	4,500	5,000	0	0	9,500
Fulton	75,000	0	67,853	195,000	337,853
Gladstone	64,640	0	0	0	64,640
Glendale	0	0	0	0	0
Grandview	1,000	3,245	10,800	132,500	147,545
Hannibal	800	800	0	0	1,600
Harrisonville	800	0	0	0	800
Independence	23,000	172,000	20	0	195,020
Jackson	20,000	10,000	10,000	10,000	50,000
Kansas City	3,788,860	3,214,054	2,229,300	686,000	9,918,214
Kirkwood	0	0	0	20,000	20,000
Ladue	1,000	0	0	0	1,000
Lake St. Louis	31,100	0	0	0	31,100
Lebanon	0	0	1,000	1,000	2,000
Lee's Summit	98,780	10,200	59,000	11,000	178,980
Liberty	500	0	0	0	500
Macon	40,000	0	30,500	21,000	91,500
Manchester	0	0	1,000	3,500	4,500
Marshall	25,000	0	0	0	25,000
Maryland Heights	0	0	22,000	2,000	24,000
Maryville	0	0	100	100	200
Mexico	0	1,400	0	0	1,400
Monett	0	0	10,000	0	10,000
Neosho	20,000	10,000	40,000	25,000	95,000

OVERSIGHT DIVISION
Federal Mandate Report 1999

Cities	FY 1997	FY 1998	FY 1999	FY 2000 (projected)	Totals
Nevada	102,000	127,000	0	0	229,000
O'Fallon	0	40,000	0	0	40,000
Olivette	46,367	0	0	0	46,367
Poplar Bluff	0	1,113	0	0	1,113
Raytown	0	1,000	15,100	23,050	39,150
Rolla	45,500	76,000	26,000	26,000	173,500
Sedalia	11,000	20,000	9,000	4,000	44,000
Shrewsbury	0	0	1,047,050	1,531,000	2,578,050
Springfield	71,164	74,529	0	0	145,693
St. Louis	2,309,200	0	0	0	2,309,200
St. Charles	2,064	10,000	0	0	12,064
St. Joseph	0	50,000	0	0	50,000
Town & Country	0	1,000	0	0	1,000
University City	35,778	12,900	123,898	66,400	238,976
Washington	0	0	0	0	0
West Plains	7,500	78	400	5,000	12,978
Totals	7,148,498	4,165,355	3,953,522	3,107,161	18,374,536

AMERICANS WITH DISABILITIES ACT

Counties	FY 1997	FY 1998	FY 1999	FY 2000 (projected)	Totals
Adair	0	0	3,000	0	3,000
Andrew	0	1,000	0	0	1,000
Atchison	8,000	0	0	45,000	53,000
Barry	0	0	0	0	0
Bates	0	0	0	44,600	44,600

OVERSIGHT DIVISION
Federal Mandate Report 1999

Counties	FY 1997	FY 1998	FY 1999	FY 2000 (projected)	Totals
Benton	0	500	800	2,800	4,100
Bollinger	15,000	0	0	92,000	107,000
Buchanan	17,700	0	0	0	17,700
Butler	0	500	200	250	950
Caldwell	40,000	0	0	0	40,000
Callaway	804,000	526,540	354,095	167,500	1,852,135
Carroll	10,000	200,000	200,000	250,000	660,000
Carter	20,000	0	0	0	20,000
Cass	500	3,500	3,500	3,500	11,000
Cedar	0	0	6,000	150,000	156,000
Chariton	0	50	0	20,000	20,050
Christian	125,000	0	0	0	125,000
Cole	0	5,340	52,000	0	57,340
Cooper	0	0	0	0	0
Crawford	0	3,000	0	0	3,000
Dade	0	0	9,418	100,000	109,418
Daviess	0	275	0	0	275
Dent	3,000	3,500	1,000	1,500	9,000
Douglas	0	700	0	0	700
Gasconade	250,000	300,000	7,500	250,000	807,500
Grundy	5,100	17,850	0	0	22,950
Harrison	10,000	30,000	5,000	1,000	46,000
Henry	2,500	1,700	2,000	1,500	7,700
Hickory	0	5,450	0	0	5,450
Howard	0	0	0	0	0
Iron	0	0	0	80,000	80,000

OVERSIGHT DIVISION
Federal Mandate Report 1999

Counties	FY 1997	FY 1998	FY 1999	FY 2000 (projected)	Totals
Knox	1,100	2,000	0	0	3,100
Laclede	0	1,025,000	0	0	1,025,000
Lewis	0	1,700	0	0	1,700
Linn	1,200	0	2,000	27,000	30,200
Livingston	8,500	0	0	0	8,500
McDonald	0	2,000	0	0	2,000
Maries	0	50,000	0	50,000	100,000
Marion	1,000	0	3,000	3,000	7,000
Miller	3,000	0	10,000	200,000	213,000
Mississippi	25,000	25,000	15,000	0	65,000
Moniteau	2,700	300,000	0	200,000	502,700
Monroe	2,000	675	0	0	2,675
Newton	0	5,000	5,000	30,000	40,000
Nodaway	55,000	0	0	0	55,000
Oregon	0	0	0	0	0
Ozark	0	5,000	8,664	0	13,664
Pettis	0	300	0	0	300
Pike	1,200	1,200	1,200	1,200	4,800
Platte	0	0	10,000	10,000	20,000
Polk	1,500	5,500	4,661	1,661	13,322
Randolph	0	0	0	0	0
Ray	0	29,000	0	0	29,000
Reynolds	0	0	2,100	2,100	4,200
Ripley	12,000	7,500	3,000	3,000	25,500
Saline	400,000	0	0	40,000	440,000
Schuyler	1,000	5,739	15,000	0	21,739

OVERSIGHT DIVISION
Federal Mandate Report 1999

Counties	FY 1997	FY 1998	FY 1999	FY 2000 (projected)	Totals
Scotland	0	247,675	0	0	247,675
Shelby	4,200	500	1,000	25,000	30,700
St. Charles	15,300	0	101,065	110,282	226,647
St. Clair	0	0	30,000	0	30,000
St. Francois	25,000	0	0	0	25,000
St. Louis Co.	2,255,212	1,810,972	525,404	5,199,584	9,791,172
Ste. Genevieve	0	0	0	0	0
Taney	500	500	7,243	1,500	9,743
Vernon	0	0	0	0	0
Warren	0	0	5,000	5,000	10,000
Wayne	0	0	0	25,000	25,000
Webster	11,000	3,000	3,000	3,000	20,000
Wright	0	0	0	0	0
Totals	4,137,212	4,628,166	1,396,850	7,146,977	17,309,205

CLEAN AIR ACT

Cities	FY 1997	FY 1998	FY 1999	FY 2000 (projected)	Totals
Black Jack	0	10,000	0	0	10,000
Blue Springs	0	0	1,000	1,000	2,000
Cape Girardeau	0	300,000	0	0	300,000
Carthage	142	150	0	0	292
Chillicothe	148,250	0	0	0	148,250
Creve Coeur	0	7,500	0	0	7,500
Columbia	246,000	249,000	5,000	75,000	575,000
Ferguson	13,000	2,000	2,000	2,000	19,000

OVERSIGHT DIVISION
Federal Mandate Report 1999

Cities	FY 1997	FY 1998	FY 1999	FY 2000 (projected)	Totals
Fulton	80,000	0	0	0	80,000
Grandview	20,000	1,275	1,450	1,595	24,320
Independence	206,200	349,307	902,921	393,280	1,851,708
Jackson	5,000	6,000	6,500	6,500	24,000
Kansas City	1,283,400	655,600	3,927,614	16,634,371	22,500,985
Liberty	10,000	0	0	0	10,000
Macon	45,000	0	46,000	60,000	151,000
Marshall	19,052	0	0	0	19,052
Mexico	0	2,000	0	0	2,000
Nevada	0	155,000	0	0	155,000
Olivette	57,370	0	0	0	57,370
Poplar Bluff	0	398	0	0	398
Rolla	500	70,000	20,000	5,000	95,500
Springfield	278,400	198,720	0	0	477,120
St. Louis	0	0	0	0	0
Totals	2,412,314	2,006,950	4,912,485	17,178,746	26,510,495

CLEAN AIR ACT

Counties	FY 1997	FY 1998	FY 1999	FY 2000 (projected)	Totals
Henry	1,000	500	0	0	1,500
Laclede	0	0	0	0	0
Livingston	3,000	0	0	0	3,000
Nodaway	0	0	2,000	2,000	4,000
St. Charles	1,510	0	90,000	40,000	131,510
St. Louis	283,982	545,850	576,130	616,130	2,022,092

Counties	FY 1997	FY 1998	FY 1999	FY 2000 (projected)	Totals
Warren	0	0	3,000	3,000	6,000
Totals	289,492	546,350	671,130	661,130	2,168,102

SAFE DRINKING WATER ACT

Cities	FY 1997	FY 1998	FY 1999	FY 2000 (projected)	Totals
Blue Springs	0	0	31,241	31,499	62,740
Cape Girardeau	11,000	12,200	12,600	12,850	48,650
Carthage	108	108	112	117	445
Chillicothe	7,650	0	0	0	7,650
Columbia	51,000	54,000	12,925	11,050	128,975
DeSoto	136,000	0	143,000	0	279,000
Dexter	1,828,300	658,000	755,000	725,000	3,966,300
Ellisville	0	627	0	0	627
Excelsior Springs	0	0	6,652,402	1,761,435	8,413,837
Festus	0	5,000	0	0	5,000
Fulton	0	0	0	0	0
Grandview	165	731	240	240	1,376
Hannibal	45,095	133,200	0	0	178,295
Harrisonville	0	4,000	0	0	4,000
Independence	25,300	236,500	364,522	772,500	1,398,822
Jackson	40,000	25,000	25,000	25,000	115,000
Kansas City	8,718,650	4,265,700	3,126,842	9,096,293	25,207,485
Kirkwood	0	30,000	30,000	10,000	70,000
Lebanon	0	0	9,122	9,200	18,322
Liberty	6,000	0	0	0	6,000

OVERSIGHT DIVISION
Federal Mandate Report 1999

Lee's Summit	24,000	24,700	25,000	25,750	99,450
Macon	15,000	0	1,500,000	1,755,000	3,270,000
Monett	0	0	230,000	345,000	575,000
Nevada	15,000	15,000	0	0	30,000
Neosho	0	0	40,000	80,000	120,000
O'Fallon	0	2,000,000	0	0	2,000,000
Republic	0	6,000	278,000	310,500	594,500
Rolla	2,700	60,000	0	0	62,700
St. Charles	0	0	0	0	0
St. Louis	525,000	0	0	0	525,000
Totals	11,450,968	7,530,766	13,236,006	14,971,434	47,189,174

SAFE DRINKING WATER ACT

County	FY 1997	FY 1998	FY 1999	FY 2000 (projected)	Totals
Miller	360	0	604	1,208	2,172
St. Louis Co.	5,788	0	0	0	5,788
Total	6,148	0	604	1,208	7,960

RESOURCE CONSERVATION AND RECOVERY ACT (SOLID & HAZARDOUS WASTE)

Cities	FY 1997	FY 1998	FY 1999	FY 2000 (projected)	Totals
Arnold	70,000	0	0	0	70,000
Ballwin	160,000	0	0	0	160,000
Black Jack	0	10,000	0	0	10,000
Blue Springs	0	0	35,521	37,069	72,590
Bolivar	0	3,000	0	0	3,000
Brentwood	81,000	420,000	0	0	501,000
Cape Girardeau	633,292	785,631	568,324	580,000	2,567,247
Chillicothe	49,200	0	0	0	49,200

OVERSIGHT DIVISION
Federal Mandate Report 1999

Columbia	140,000	1,970,000	100,000	200,000	2,410,000
Creve Coeur	0	141,500	0	0	141,500
DeSoto	60,000	70,000	70,000	80,000	280,000
Dexter	235,000	240,000	250,000	260,000	985,000
Ellisville	0	280,410	0	0	280,410
Excelsior Springs	0	0	281,200	314,975	596,175
Ferguson	0	0	0	0	0
Fulton	33,500	0	15,200	15,700	64,400
Grandview	17,150	0	0	0	17,150
Hannibal	27,000	27,000	0	0	54,000
Harrisonville	216,362	0	0	0	216,362
Independence	15,280	98,306	29,566	40,748	183,900
Jackson	30,000	5,000	25,000	25,000	85,000
Kansas City	2,476,450	3,335,874	414,926	364,216	6,591,466
Lee's Summit	91,000	93,700	2,023,738	2,090,000	4,298,438
Macon	30,000	5,300	38,000	30,000	103,300
Malden	0	6,159	0	0	6,159
Manchester	0	0	146,000	292,000	438,000
Marshall	9,273	0	0	0	9,273
Maryville	0	0	70,000	70,000	140,000
Mexico	0	0	12,616	0	12,616
Monett	0	0	120,000	0	120,000
Neosho	0	24,000	20,000	25,000	69,000
Nevada	2,000	2,000	0	0	4,000
Olivette	20,554	0	0	0	20,554
Overland	0	0	815,100	815,100	1,630,200
Raytown	0	40,000	9,000	9,000	58,000

OVERSIGHT DIVISION
Federal Mandate Report 1999

Republic	0	1,000	1,000	0	2,000
Rolla	12,500	94,000	27,500	27,500	161,500
Sedalia	82,000	0	53,000	64,000	199,000
Springfield	5,269,365	5,859,808	0	0	11,129,173
St. Joseph	0	1,086,558	0	0	1,086,558
St. Louis	2,000,000	0	0	0	2,000,000
Town & Country	0	71,129	0	0	71,129
Washington	0	0	0	0	0
Totals	11,760,926	14,670,375	5,125,691	5,340,308	36,897,300

RESOURCE CONSERVATION AND RECOVERY ACT (SOLID & HAZARDOUS WASTE)

Counties	FY 1997	FY 1998	FY 1999	FY 2000 (projected)	Totals
Andrew	0	13,000	0	0	13,000
Bates	1,357	0	0	0	1,357
Benton	0	1,500	1,250	1,250	4,000
Bollinger	5,294	0	3,500	4,000	12,794
Buchanan	1,500	0	0	0	1,500
Butler	0	2,000	0	0	2,000
Caldwell	0	10,003	5,813	10,950	26,766
Cape Girardeau	2,059	2,059	0	0	4,118
Carroll	5,000	550	550	550	6,650
Cedar	4,578	0	5,178	3,089	12,845
Chariton	3,208	3,448	3,850	3,850	14,356
Clinton	0	0	1,240	1,240	2,480
Cole	0	2,298	53,775	0	56,073
Daviess	550	600	1,000	1,000	3,150
Dekalb	2,000	2,000	2,000	2,000	8,000

OVERSIGHT DIVISION
Federal Mandate Report 1999

Dent	1,000	6,500	3,000	3,500	14,000
Dexter	40,000	50,000	0	0	90,000
Douglas	21,800	17,800	0	0	39,600
Dunklin	0	1,000	0	0	1,000
Gasconade	30,000	15,000	15,000	20,000	80,000
Grundy	500	500	0	0	1,000
Harrison	1,000	1,000	1,000	1,000	4,000
Henry	3,000	1,500	1,800	2,000	8,300
Hickory	700	700	700	700	2,800
Iron	6,000	6,000	6,000	0	18,000
Jefferson	0	155,765	0	0	155,765
Knox	0	0	500	500	1,000
Laclede	0	1,000	0	0	1,000
Lewis	0	500	0	0	500
Lincoln	5,000	0	1,600	2,000	8,600
Linn	574	1,500	0	0	2,074
Livingston	30,000	0	0	0	30,000
Miller	0	0	10,200	10,200	20,400
Mississippi	48,000	0	0	0	48,000
McDonald	0	1,377	11,436	10,000	22,813
Newton	0	5,000	5,000	5,000	15,000
Ozark	0	45,000	0	0	45,000
Polk	0	0	54,000	13,800	67,800
Saline	2,000	0	0	0	2,000
Schuyler	22,500	0	0	0	22,500
St. Louis Co.	5,788	0	0	0	5,788
St. Charles Co.	0	0	45,000	35,000	80,000

OVERSIGHT DIVISION
Federal Mandate Report 1999

St. Clair	764	0	764	764	2,292
St. Francois	1,000	0	1,000	2,000	4,000
Ste. Genevieve	1,353	0	0	0	1,353
Sullivan	0	0	583	583	1,166
Taney	0	43,472	45,470	47,470	136,412
Webster	2,500	7,000	25,000	35,000	69,500
Totals	249,025	398,072	306,209	217,446	1,170,752

CLEAN WATER ACT

Cities	FY 1997	FY 1998	FY 1999	FY 2000 (projected)	Totals
Arnold	0	50,000	0	0	50,000
Blue Springs	107,808	0	449,020	499,548	1,056,376
Bolivar	0	686,000	0	0	686,000
Cape Girardeau	3,445,245	14,627,000	3,837,100	10,073,500	31,982,845
DeSoto	0	0	0	0	0
Dexter	117,500	478,160	483,500	480,000	1,559,160
Farmington	0	0	2,721,538	4,293,455	7,014,993
Festus	0	355,000	0	0	355,000
Excelsior Springs	0	0	1,452,562	1,348,783	2,801,345
Fulton	2,600,000	0	0	0	2,600,000
Grandview	1,700	20,100	100	100	22,000
Hannibal	31,200	58,000	0	0	89,200
Harrisonville	2,500	2,700	2,750	4,500	12,450
Independence	434,040	393,356	416,302	425,958	1,669,656
Jackson	50,000	22,500	25,000	25,000	122,500
Kansas City	15,645,850	17,330,300	26,588,840	46,992,831	106,557,821
Lee's Summit	24,000	24,700	25,000	25,750	99,450

OVERSIGHT DIVISION
Federal Mandate Report 1999

Liberty	6,000	0	0	0	6,000
Macon	42,000	0	115,000	285,000	442,000
Marshall	13,188	0	0	0	13,188
Maryville	0	0	0	100,000	100,000
Mexico	0	628,562	5,771	5,771	640,104
Monett	0	0	130,000	350,000	480,000
Neosho	0	16,000	25,000	50,000	91,000
Nevada	105,000	105,000	0	0	210,000
O'Fallon	825,000	8,250,000	0	0	9,075,000
Poplar Bluff	0	10,000	0	0	10,000
Raytown	0	0	0	1,200	1,200
Republic	0	3,500	375,000	375,000	753,500
Rolla	3,000	70,000	0	4,400,000	4,473,000
Sedalia	0	200,000	4,578,000	578,000	5,356,000
St. Charles	0	0	0	0	0
St. Louis	0	0	0	0	0
St. Joseph	0	5,586,087	0	0	5,586,087
Totals	23,454,031	48,916,965	41,230,483	70,314,396	183,915,875

CLEAN WATER ACT

Counties	FY 1997	FY 1998	FY 1999	FY 2000 (projected)	Totals
Carroll	10,000	0	0	0	10,000
Cedar	20,000	0	0	0	20,000
Henry	3,000	500	200	200	3,900
Laclede	0	5,000	0	0	5,000
Marion	3,000	0	2,000	2,000	7,000
Miller	60	0	0	0	60
Platte	0	0	500	500	1,000

OVERSIGHT DIVISION
Federal Mandate Report 1999

St. Charles Co.	0	0	40,000	20,000	60,000
St. Louis Co.	148,988	149,760	0	0	298,748
Warren	0	0	7,500	7,500	15,000
Totals	185,048	155,260	50,200	30,200	420,708

FAIR LABOR STANDARDS ACT (MINIMUM WAGE)

Cities	FY 1997	FY 1998	FY 1999	FY 2000 (projected)	Totals
Arnold	0	5,000	0	0	5,000
Blue Springs	0	0	4,197	4,407	8,604
Brentwood	0	7,000	15,000	17,500	39,500
Cape Girardeau	115,773	109,437	112,000	115,000	452,210
Carthage	0	11,000	11,000	11,000	33,000
Chillicothe	9,600	0	0	0	9,600
Columbia	400,800	417,500	434,200	451,600	1,704,100
Crestwood	0	0	210,122	226,666	436,788
Creve Coeur	0	8,200	0	0	8,200
DeSoto	0	300	400	400	1,100
Dexter	50,000	56,000	60,000	65,000	231,000
Farmington	0	0	2,000	2,500	4,500
Ferguson	60,050	62,500	5,000	5,100	132,650
Grandview	0	14,600	13,500	13,000	41,100
Independence	2,000	3,000	0	0	5,000
Jackson	5,000	0	0	0	5,000
Kansas City	2,803,885	6,558,861	14,380,116	3,873,147	27,616,009
Kirkwood	0	0	0	0	0
Lake St. Louis	0	500	0	0	500
Liberty	10,000	0	0	0	10,000
Macon	40,000	5,000	11,000	11,000	67,000

OVERSIGHT DIVISION
Federal Mandate Report 1999

Maryland Hgts	0	5,000	2,000	2,000	9,000
Mexico	0	1,000	0	0	1,000
Monett	0	0	3,500,000	0	3,500,000
Nevada	50,000	75,000	0	0	125,000
O'Fallon	0	0	0	0	0
Republic	0	3,500	45,000	45,000	93,500
Poplar Bluff	0	8,900	0	0	8,900
Rolla	5,000	95,000	0	0	100,000
Sedalia	2,000	4,000	5,000	5,000	16,000
Shrewsbury	0	0	1,000	1,000	2,000
St. Charles	114,820	60,000	0	0	174,820
Town & Country	0	1,000	0	0	1,000
University City	25,999	48,950	0	0	74,949
Washington	25,750	0	0	0	25,750
Totals	3,720,677	7,561,248	18,811,535	4,849,320	34,942,780

FAIR LABOR STANDARDS ACT (MINIMUM WAGE)

Counties	FY 1997	FY 1998	FY 1999	FY 2000 (projected)	Totals
Bollinger	1,040	0	0	0	1,040
Boone	0	0	11,000	12,000	23,000
Cedar	300	0	0	0	300
Cooper	0	1,000	0	0	1,000
Henry	4,500	0	0	1,000	5,500
Iron	15,000	25,000	20,000	25,000	85,000
Laclede	0	11,000	0	0	11,000
Lawrence	547	0	0	0	547
Linn	150	0	0	0	150

OVERSIGHT DIVISION
Federal Mandate Report 1999

Livingston	1,500	0	0	0	1,500
Miller	520	0	0	0	520
Moniteau	2,360	0	0	0	2,360
Monroe	5,000	0	0	0	5,000
Pettis	256	0	0	0	256
Pike	123	125	125	125	498
Ripley	400	750	3,000	3,000	7,150
Schuyler	576	0	0	0	576
St. Charles Co.	0	0	782,635	805,000	1,587,635
St. Louis Co.	10,885	17,672	5,000	5,000	38,557
St. Francois	10,000	0	2,000	3,000	15,000
Wright	3,200	1,000	41,760	41,760	87,720
Totals	56,357	56,547	865,520	895,885	1,874,309

DAVIS-BACON ACT (PREVAILING WAGE)

Cities	FY 1997	FY 1998	FY 1999	FY 2000 (projected)	Totals
Black Jack	0	250,000	0	0	250,000
Blue Springs	0	0	8,605	8,605	17,210
Brentwood	0	0	100,000	100,000	200,000
Cape Girardeau	481,300	770,600	789,865	809,611	2,851,376
Carthage	22,000	120,480	82,513	123,794	348,787
Chillicothe	17,000	0	0	0	17,000
Creve Coeur	0	147,000	0	0	147,000
Farmington	0	0	101,000	202,000	303,000
Ferguson	880	960	1,000	1,050	3,890
Fulton	0	0	228,000	226,000	454,000
Glendale	25,000	0	0	0	25,000
Grandview	0	1,750	3,265	15,250	20,265

OVERSIGHT DIVISION
Federal Mandate Report 1999

Hannibal	2,000	2,000	0	0	4,000
Independence	200	3,000	5,000	5,000	13,200
Kansas City	2,382,800	4,375,700	4,470,000	3,108,566	14,337,066
Lake St. Louis	10,000	52,000	0	0	62,000
Liberty	404,000	0	0	0	404,000
Macon	25,000	0	27,000	32,000	84,000
Manchester	0	0	300	500	800
Marshall	65,000	0	0	0	65,000
Maryland Heights	0	100,000	10,000	10,000	120,000
Maryville	0	0	101,000	201,000	302,000
Mexico	0	4,000	1,797	1,833	7,630
Neosho	0	76,000	100,000	150,000	326,000
Nevada	160,000	160,000	0	0	320,000
Raytown	0	0	1,000	1,000	2,000
Republic	0	5,000	10,000	0	15,000
Poplar Bluff	0	783,856	0	0	783,856
Rolla	55,500	310,000	205,000	505,000	1,075,500
Sedalia	106,000	75,000	310,000	210,000	701,000
Shrewsbury	0	0	1,000	1,000	2,000
Springfield	0	124,506	0	0	124,506
St. Charles	37,000	0	0	0	37,000
St. Joseph	0	2,955,910	0	0	2,955,910
Town & Country	0	5,000	0	0	5,000
University City	0	0	500	500	1,000
Washington	94,500	0	0	0	94,500
West Plains	45,750	300,000	0	0	345,750
Totals	3,933,930	10,622,762	6,556,845	5,712,709	26,826,246

DAVIS-BACON ACT (PREVAILING WAGE)

Counties	FY 1997	FY 1998	FY 1999	FY 2000 (projected)	Totals
Atchison	0	0	0	0	0
Audrain	350	0	0	0	350
Bates	75,000	0	0	0	75,000
Benton	0	0	2,000	2,000	4,000
Buchanan	3,000	0	0	0	3,000
Callaway	396,000	259,340	174,405	82,500	912,245
Carroll	200,000	35,000	35,000	35,000	305,000
Cass	83,500	100,000	75,000	100,000	358,500
Cedar	40,000	0	0	50,000	90,000
Christian	20,000	0	33,318	0	53,318
Cooper	0	200,000	0	0	200,000
Dallas	6,000	45,000	10,000	20,000	81,000
Daviess	25,000	1,503,805	134,600	120,000	1,783,405
Dekalb	0	10,000	20,000	20,000	50,000
Douglas	2,700	0	0	0	2,700
Gasconade	155,000	50,000	30,000	20,000	255,000
Grundy	21,300	33,400	0	0	54,700
Henry	10,000	1,000	0	1,500	12,500
Hickory	0	25,000	0	0	25,000
Iron	0	12,000	5,000	25,000	42,000
Jefferson	0	1,000	0	0	1,000
Laclede	0	325,000	0	0	325,000
Linn	0	0	0	0	0
Livingston	10,000	0	0	0	10,000
McDonald	0	106,670	0	5,000	111,670
Macon	20,000	0	0	0	20,000

OVERSIGHT DIVISION
Federal Mandate Report 1999

Marion	77,000	100,000	101,500	101,500	380,000
Miller	2,200	0	0	0	2,200
Mississippi	50,000	100,200	40,000	0	190,200
Monroe	25,000	5,000	4,000	4,000	38,000
Newton	0	50,000	10,000	20,000	80,000
Pettis	4,650	0	10,000	0	14,650
Platte	0	0	2,000	20,000	22,000
Pulaski	0	0	70,000	0	70,000
Saline	1,100,000	0	30,000	50,000	1,180,000
St. Charles Co.	0	0	404,594	662,112	1,066,706
St. Francois	0	0	5,000	5,000	10,000
St. Louis Co.	48,711	480,000	618,725	630,000	1,777,436
Taney	60,000	20,200	22,000	25,000	127,200
Vernon	0	82,011	51,187	0	133,198
Wayne	2,000	0	0	0	2,000
Warren	0	0	10,000	10,000	20,000
Webster	0	0	0	0	0
Wright	0	0	0	100,000	100,000
Totals	2,437,411	3,544,626	1,898,329	2,108,612	9,988,978

NATIONAL VOTER REGISTRATION ACT

Cities	FY 1997	FY 1998	FY 1999	FY 2000 (projected)	Totals
DeSoto	1,100	1,100	1,250	1,250	4,700
Independence	0	500	0	0	500
Kansas City	0	0	0	0	0
Lake St. Louis	0	100	0	0	100
Macon	0	0	700	700	1,400
Republic	0	0	3,000	0	3,000

OVERSIGHT DIVISION
Federal Mandate Report 1999

Rolla	1,000	600	0	0	1,600
St. Louis	0	0	0	0	0
Town & Country	0	2,000	200	200	2,400
Totals	2,100	4,300	5,150	2,150	13,700

NATIONAL VOTER REGISTRATION ACT

Counties	FY 1997	FY 1998	FY 1999	FY 2000 (projected)	Totals
Adair	0	0	2,000	4,000	6,000
Andrew	0	5,300	0	0	5,300
Atchison	4,000	4,500	10,000	10,000	28,500
Audrain	700	3,000	1,500	4,500	9,700
Barry	6,600	0	28,000	32,000	66,600
Bates	7,500	0	8,050	10,000	25,550
Benton	0	7,500	9,000	10,000	26,500
Bollinger	2,000	0	4,500	5,000	11,500
Boone	0	29,827	12,280	52,000	94,107
Buchanan	15,000	0	0	0	15,000
Butler	12,000	25,000	6,000	6,100	49,100
Caldwell	750	552	4,320	5,252	10,874
Cape Girardeau	0	0	0	0	0
Carroll	12,000	15,000	7,500	10,000	44,500
Carter	500	2,700	1,500	1,800	6,500
Cass	20,000	20,000	20,000	22,000	82,000
Cedar	13,000	0	5,000	0	18,000
Chariton	4,300	3,536	3,400	2,000	13,236
Christain	10,000	0	0	0	10,000
Clark	0	2,500	0	0	2,500
Clinton	0	0	44,000	56,000	100,000

OVERSIGHT DIVISION
Federal Mandate Report 1999

Cole	0	400	0	0	400
Cooper	0	12,413	0	0	12,413
Crawford	0	8,900	0	0	8,900
Dallas	11,000	15,505	5,000	5,700	37,205
Daviess	5,250	1,000	14,500	16,000	36,750
Dekalb	2,000	2,000	2,000	2,000	8,000
Dent	900	5,000	3,000	3,500	12,400
Douglas	11,100	12,500	13,700	14,350	51,650
Dunklin	3,000	5,000	15,200	15,200	38,400
Franklin	2,691	20,100	17,000	25,000	64,791
Gasconade	1,000	10,000	6,500	12,500	30,000
Grundy	5,000	8,000	0	0	13,000
Harrison	1,500	200	2,000	3,000	6,700
Henry	5,000	3,500	4,500	10,000	23,000
Hickory	6,000	6,000	7,055	13,200	32,255
Howard	1,000	1,500	2,037	3,497	8,034
Iron	8,000	12,000	12,000	12,000	44,000
Jefferson	0	151,461	0	0	151,461
Johnson	0	0	16,150	16,900	33,050
Knox	1,400	1,000	2,000	2,000	6,400
Laclede	0	43,000	0	0	43,000
Lawrence	6,025	0	0	0	6,025
Lewis	0	5,188	0	0	5,188
Lincoln	15,000	0	0	0	15,000
Linn	5,000	4,000	1,000	3,000	13,000
Livingston	3,000	0	0	0	3,000
McDonald	0	3,000	1,750	3,000	7,750
Macon	1,450	0	0	0	1,450

OVERSIGHT DIVISION
Federal Mandate Report 1999

Maries	0	45,000	0	0	45,000
Marion	6,500	6,500	6,500	6,500	26,000
Miller	15,000	0	16,000	17,500	48,500
Mississippi	20,500	16,000	12,865	16,000	65,365
Moniteau	13,300	16,500	14,000	14,000	57,800
Monroe	1,000	4,000	2,000	2,000	9,000
Newton	10,000	25,000	15,000	20,000	70,000
Nodaway	6,500	0	8,000	8,000	22,500
Ozark	0	19,000	300	300	19,600
Pettis	141	24,403	439	16,000	40,983
Perry	0	0	6,000	6,500	12,500
Phelps	0	26,859	27,714	29,383	83,956
Pike	396	5,000	6,000	6,000	17,396
Platte	47,396	0	282,000	310,000	639,396
Polk	30,000	32,000	17,000	30,000	109,000
Pulaski	28,041	20,000	5,000	5,000	58,041
Randolph	12,900	13,000	16,430	20,500	62,830
Ray	0	5,000	0	0	5,000
Ripley	5,000	5,000	0	0	10,000
Saline	1,000	0	12,000	12,000	25,000
Schuyler	1,000	1,700	500	0	3,200
Scott	0	0	10,000	15,000	25,000
Scotland	50	50	0	0	100
Shelby	1,090	2,124	2,300	4,000	9,514
St. Louis County	7,000	8,000	8,000	8,500	31,500
St. Charles Co.	0	0	7,817	0	7,817
St. Clair	500	8,600	8,600	8,600	26,300
St. Francois	15,000	1,000	5,000	5,000	26,000

OVERSIGHT DIVISION
Federal Mandate Report 1999

Ste. Genevieve	2,000	0	0	0	2,000
Sullivan	0	0	10,000	15,000	25,000
Taney	11,500	22,500	20,500	25,500	80,000
Texas	839	5,000	5,000	5,000	15,839
Vernon	3,900	2,000	2,500	2,500	10,900
Warren	0	0	5,000	5,000	10,000
Washington	0	0	4,500	4,500	9,000
Wayne	0	0	1,500	12,000	13,500
Webster	6,000	5,500	16,500	22,000	50,000
Worth	0	100	100	0	200
Wright	20,000	10,000	20,000	20,000	70,000
Totals	470,219	780,918	867,507	1,063,782	3,182,426

FEDERAL UNEMPLOYMENT TAX ACT

Cities	FY 1997	FY 1998	FY 1999	FY 2000 (projected)	Totals
Arnold	5,000	0	0	0	5,000
Blue Springs	0	0	4,197	4,407	8,604
Cape Girardeau	18,521	12,500	13,000	13,250	57,271
Chillicothe	4,500	0	0	0	4,500
Columbia	91,994	106,713	0	0	198,707
Crestwood	1,600	0	0	0	1,600
Creve Coeur	0	1,850	0	0	1,850
DeSoto	3,250	3,750	3,800	4,300	15,100
Farmington	0	0	500	500	1,000
Fulton	2,500	0	0	0	2,500
Grandview	0	0	100	120	220
Independence	0	1,000	0	0	1,000
Kansas City	59,000	241,488	276,348	356,000	932,836

OVERSIGHT DIVISION
Federal Mandate Report 1999

Ladue	0	500	0	0	500
Lake St. Louis	0	500	0	0	500
Lee's Summit	4,000	9,900	10,400	10,713	35,013
Macon	0	0	5,100	6,100	11,200
Maryland Heights	0	2,278	3,000	6,000	11,278
Mexico	0	1,300	40	40	1,380
Monett	0	0	2,000	0	2,000
Neosho	0	2,000	15,000	20,000	37,000
Nevada	25,000	25,000	0	0	50,000
Republic	0	3,200	200	0	3,400
Rolla	6,000	18,400	15,000	15,000	54,400
Sedalia	3,000	6,000	5,000	5,000	19,000
Springfield	2,869	2,600	0	0	5,469
Town & Country	0	0	100	100	200
Totals	227,234	438,979	353,785	441,530	1,461,528

FEDERAL UNEMPLOYMENT TAX ACT

Counties	FY 1997	FY 1998	FY 1999	FY 2000 (projected)	Totals
Adair	0	0	6,000	6,000	12,000
Andrew	0	2,000	0	0	2,000
Benton	0	10,000	7,200	7,500	24,700
Bollinger	5,083	0	2,500	3,000	10,583
Boone	0	8,300	11,000	11,000	30,300
Cape Girardeau	0	5,000	0	0	5,000
Carroll	0	6,000	6,000	6,000	18,000
Clinton	0	0	8,100	8,500	16,600
Cooper	0	1,360	0	0	1,360
Daviess	100	1,000	0	0	1,100

Dekalb	5,000	5,000	5,000	5,000	20,000
Dent	0	0	1,500	2,000	3,500
Gasconade	0	5,000	5,000	5,000	15,000
Howard	0	0	473	859	1,332
Iron	0	0	10,000	12,000	22,000
Lewis	0	300	0	0	300
Macon	600	0	0	0	600
Miller	300	0	0	0	300
Mississippi	0	250	0	0	250
Morgan	0	9,268	0	0	9,268
Platte	0	0	7,000	7,000	14,000
Polk	0	5,810	3,000	1,000	9,810
Saline	0	0	28,000	28,000	56,000
St. Francois	2,500	0	0	0	2,500
Webster	0	0	10,000	10,000	20,000
Wright	2,500	0	500	500	3,500
Totals	16,083	59,288	111,273	113,359	300,003

Legislation Enacted in 1999 by the 90th General Assembly First Regular Session to Bring the State of Missouri into Compliance With Federal Laws and Regulations.

HS for HB - 162

This bill will require the benefit amount of initial claims for unemployment insurance filed during 1998 and thereafter to be rounded down to the nearest full dollar amount.

The proposal also adds to the list of those persons exempted from reporting in person to an employment office claimants who belong to a group or class of workers who should be excused from the reporting requirement because of circumstances that would make it impractical to report, as determined by the director of the division of employment security.

Under current law, all employers who are not eligible for a rate calculation after once becoming eligible receive a rate of no less than 5.4%. The proposal maintains the 5.4% rate for employers with a deficit experience rate

OVERSIGHT DIVISION
Federal Mandate Report 1999

account balance and reduces the rate to no less than 2.7% for employers with a positive experience rate account balance.

The proposal requires employing units to notify certain "exempt" individuals that wages earned by them for services performed for that particular employing unit will not be used to determine insured worker status for employment benefits.

This legislation is federally mandated by the Tax Equity and Fiscal Responsibility Act of 1982 (P.L. 97-248).

CCS for SCS for HCS for HB - 343

Authorizes the Department of Health to establish and develop regulations for "Necessary Provider Hospitals." The duties of necessary provider hospitals are:

- (1) To provide emergency services on a 24 hour basis and to provide inpatient care to injured persons prior to their transfer to a hospital or provide inpatient medical care for injured persons for a period not exceeding 96 hours;
- (2) To provide 15 acute care inpatient beds with the option to participate in the federal swing-bed program for up to 10 additional beds;
- (3) To establish formal agreements with at least one hospital and other appropriate providers for services which include patient referral and transfer, backup medical and emergency services, and the provision of emergency and non-emergency transportation.

Officials from the **Department of Health (DOH)** stated this proposal is federally mandated by Federal Regulation 42 CFR 485.601 to 485.645 which is the Critical Access Hospitals under Medicare.

SCS for HS for HB - 454:

Revises provisions relating to the cancer information reporting system in Missouri. The Department of Health is required to establish and maintain a cancer information reporting system which includes a record of all Missouri cancer cases and related information of inpatients and out patients diagnosed and treated in hospital, pathology laboratories, physician offices, ambulatory surgical center, and free standing cancer clinics and treatment centers. Currently, the Department of Health maintains records of hospitalized cancer cases in Missouri.

The director of the Department of Health will establish regulations regarding the reporting of the cases of malignant neoplasms and relevant information. The reported cases must be filed with the director within 6 months of diagnosis or treatment. Currently, the reported cases are filed within 4 months.

Administrators or designated representatives of hospitals and related medical facilities are required to report to the Department of Health every case of malignant neoplasm. Physicians offices shall be exempt from reporting cases that are directly referred to or have been previously admitted to any other facility which is required to report malignant neoplasms. Attending physicians or other health care providers who diagnose or treat a patient's malignant neoplasm are required to report the cancer case to administrators or a designated representative. Currently, attending physicians of inpatients are required to report such cases to administrative officers.

The Department of Health is required to protect the identity of patients, physicians, health care providers, and related medical facilities required to report cancer cases. The department can disclose their identities with written consent and can request consent for releases from patients, physicians, health care providers, and related medical facilities if applicants conducting worthwhile cancer research can show that the identities are necessary. Reports used or published by the Department of Health are used on information obtained according to the provisions of this proposal.

The department can enter into exchange of data agreements with other federal, state, or local government cancer

registries. The disclosure of the identity of patients, physicians, health care providers, and related medical facilities is not required if the agreement prevents such disclosure.

This act would put Missouri in compliance with the Cancer Registries Amendment Act of 1992 (42 U.S.C. 280e, et seq), as amended.

CCS for HS for SS for SCS for SB - 19

This bill makes various changes to laws affecting driver licensing and registering, inspecting, emission testing, insuring, and towing of motor vehicles.

This legislation is federally mandated under the Transportation Equity Act for the 21st Century

HS for SB - 32;

Provides that certain employers exempt from the Employment Security Law are required to notify employees that their wages earned with the employer cannot be used to determine insured worker status for unemployment benefits.

This proposal also would require the benefit amount of initial claims for unemployment insurance filed during 1998 and thereafter to be rounded down to the nearest full dollar amount.

The proposal also adds to the list of those persons exempted from reporting in person to an employment office claimants who belong to a group or class of workers who should be excused from the reporting requirement because of circumstances that would make it impractical to report, as determined by the director of the division of employment security.

Under current law, all employers who are not eligible for a rate calculation after once becoming eligible receive a rate of no less than 5.4%. The proposal maintains the 5.4% rate for employers with a deficit experience rate account balance and reduces the rate to no less than 2.7% for employers with a positive experience rate account balance.

The proposal would allow former employers to release certain information pertaining to a former employee to prospective employer. Unless the lack of good faith could be shown, the employer or designee releasing the information would be immune from civil liability.

This legislation is federally mandated by the Tax Equity and Fiscal Responsibility Act of 1982 (p.L. 97-248).

CCS #2 for HS for HCS for SB - 291

Makes changes to the child support enforcement laws in compliance with federal mandates. In its main provisions, the proposal:

- (1) Establishes a state disbursement unit, known as the "Family Support Payment Center," to be operated by the Division of Child Support Enforcement or by a contractor;
- (2) Effective October 1, 1999, requires the center to collect and disburse federally-mandated support payment, which include all child support orders enforced by the division and all orders entered on or after January 1, 1994, which the income of the obligor is subject to withholding;
- (3) Effective July 1, 2001. Requires the center to collect and disburse support payments ordered by a court to be made to the center or to a circuit clerk as trustee;
- (4) Transfers authority to collect and hold in trust child support payments from circuit clerks to the payment center. The trusteeship can be changed in 3 ways: case-by-case orders; local court rule; or supreme court rule; and

OVERSIGHT DIVISION
Federal Mandate Report 1999

(5) Amends the statute of limitations for child support to allow support payments to the center to be considered payments on the record.

This legislation will bring Missouri into compliance with title IV-D of the Social Security Act as amended, the Family Support Act of 1988 (P.L. 100-485) and the Personal Responsibility and Work Opportunity Reconciliation Act of 1996 (P.L. 104-193).

